

The T3 GYS AUTO is a three phase MIG-MAG, with torch connector, recommended for welding steel, stainless steel, aluminium and for MIG brazing of high-tensile strength steels with CuSi and CuAl wires (ideal for car body repairs).

Synergic Mode



- The machine determines the optimum wire speed by selecting :
 - the type of wire
 - the wire diameter
 - the welding current

Spool gun

Upgradeable - the T3 GYS AUTO can be fitted with a Spool Gun torch. This motorised torch is suitable for $\varnothing 100\text{mm}$ wire reels of aluminium, stainless steel, copper and steel in $\varnothing 0.8\text{mm}$.

- Ideal for soft wire such as the AISi5 or AISi12 (recommended for car body repairs)
- Ease of use : adjusting the wire speed on the Spool Gun torch directly.

4 Drive rolls motor

- Suitable for $\varnothing 200\text{mm}$ and $\varnothing 300\text{mm}$ wire reels (15kg max).

Saving welding parameters

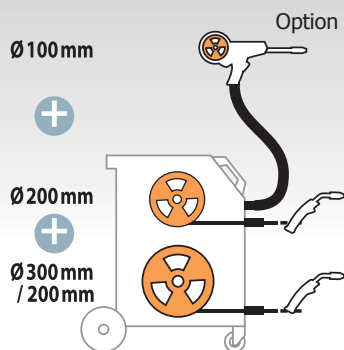
Memory save feature for each torch and activation of the 'last used' welding parameters (wire diameter, wire type & mode).



Accessories

Delivered with:
1 Steel torch 150A - 3m
1 Alu torch 150A - 3m
1 Earth clamp 200A - 3m
(regulator not included)

+ ADVANTAGES















2 torches, 2 integrated wire feeder + 1 Spool Gun - The T3 GYS AUTO is a multi-functional and flexible machine, designed to weld 3 different type of wire or diameter. It's saving time by avoiding disassembling the torch and changing the wire reel for another job.

Capable of welding:

- Soft wires: such as AISi and CuAl, necessary for welding HLE/THLE metal sheets
- Aluminium wires
- Steel wires

CE - EN 60974-1

50/60hz		min▷max					équipé d'origine / original equipment / originalausstattung / equipamiento de fabrica	EN60974-1 (40°C)						
400V	10A	15▷200A	0.6-1.0	100	200	300		I _A (60%)	X% (I ₂ max)	cm/kg	Protected & compatible POWER GENERATOR (+/- 15%)	Spool Gun		
230/400V	16/10A				✓	✓		0.6-0.8	2x0.8	110A	150A 25%	60x90x90 72	5 kVA	Option
								0.8-1.0						